



SILVER SERIES

Insulated Garage Doors

IT52S

Standard Classic Raised Panel
25 Gauge Steel
with woodgrain exterior finish



IT52L

Long Ranch Panel
25 Gauge Steel
with woodgrain exterior finish



Model IT52L shown in White with optional Sunset 603 Decorative Inserts

- 1-5/16" polystyrene insulation for energy efficiency
- Solid doors qualify for the Federal Energy Tax Credit
- Virtually maintenance-free finish
- Tongue-and-groove joint to help seal against wind, rain and snow
- Five finish painted colors

- Can be painted to match home's trim
- Attractive Classic Raised panel designs with woodgrain texture
- A variety of optional designer windows available
- 25-year limited paint warranty for peace of mind

Our durable steel doors feature Classic Raised panel designs that complement any home. Using a long-lasting paint protection system – hot-dipped galvanizing followed by a baked-on polyester top coat – these doors are built to last. A rust-proof aluminum retainer with a vinyl floor seal helps protect your garage from the elements.



Due to printing process, colors may vary. Please request an accurate color chip.



Calculated door section R-value is in accordance with DASMA TDS-163.



Model IT52S shown in White with optional Colonial 509 Decorative Inserts

Models IT52S/IT52L


Features



- 1 Durable construction**
25 gauge steel with 1-5/16" insulation protected by a durable vinyl backer is energy efficient and long lasting.
- 2 Design and surface texture**
Standard Classic Raised or Long Ranch style panels with beautiful woodgrain texture complement any home design.
- 3 Bottom weatherseal**
Replaceable weatherseal helps seal out the elements. Aluminum retainer will not rust.

Rust-Prevention System

Steel skins are protected from the environment through the use of a tough, layered coating system, starting with a layer of hot-dipped galvanizing and a protective metal oxide pretreatment, followed by a baked-on polyurethane primer and a tough, weather-resistant polyester top coat, creating a virtually maintenance-free surface.



Patented Safe-T-Bracket®

Bottom bracket cannot, under normal circumstances, be removed while door is under tension.

Galvanized Torsion Springs

Durable, corrosion-resistant galvanized torsion springs function for up to a 50% longer life and present a more attractive, polished appearance.

Step Plate/Grip Handle

Color-matched exterior step plate/grip handles are durable, attractive, and allow for safe opening and closing of your door.

Door Width	No. Panels/Windows Across	
	IT52S	IT52L
6'	2	-
8', 9'	4	2
10'	5	2
12'	6	3
14'	7	3
15', 15'6"	7	4
16', 17', 18'	8	4

Door Height*	Sections High
7'6" to 8'9"	5
9'0" to 10'6"	6
10'9" to 12'3"	7
12'6" to 14'0"	8
14'3" to 15'9"	9
16'0"	10

* Excludes 7'3".
Doors available in 3" increments

Distributed By

Designer Etchings® Windows

Models IT52S all widths

Glass



Model IT52S*/IT52L all widths


Glass




Designer Classics Windows

Models IT52S all widths

Acrylic



Glass




Model IT52S*/IT52L all widths

Acrylic




Glass

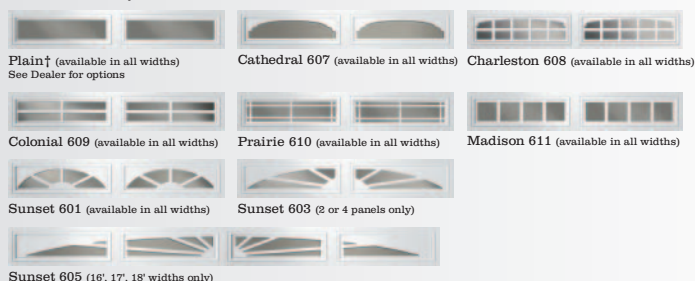


Decorative Insert Series Windows

Models IT52S



Model IT52S*/IT52L



† Shown in clear glass. Acrylic and obscure glass optional.
* Panel emboss may not align on long window with short panels.
Some size limitations apply. See your IDEAL Door dealer for more details.



In the interest of better quality and value, we are continually improving and updating our products. Consequently, photos, illustrations and available options may sometimes differ from previous models.

For more information about this and other IDEAL Door® products, visit www.idealdoors.com. IDEAL Door® is a brand of Clopay Building Products.

©Clopay Building Products Company, Inc. 2009, A Griffon Company, Inc. Printed in U.S.A.

RSID-IT52SS-08_REV0609